

- > Approved by UL 508/CSA C 22.2 No. 14 for use as a manual starter, tap conductor protector and type E self-protected combination motor controller
- > Suitable for use in group motor applications
- > Common accessories with PKZM01, PKZM0-T and PKZM4 series helps reduce inventories
- > Phase failure sensitive and ambient temperature compensated
- > Rotary handle operation



See Next Page for  
UL/CSA Application  
Ratings Guide

## Rotary handle manual motor controller type PKZM0 (up to 32 Amps)

Rated Un-interrupted Current ① $I_e$ [A]	Setting ①		Maximum Motor Rating								Catalog Number	Price
	Overload Releases $I_r$ [A]	Short-Circuit Releases $I_{rm}$ [A]	Typical Single Phase [HP]			Typical Three Phase [HP]						
			115V	200V	240V	200V	240V	480V	600V			
0.16	0.1 – 0.16	2.2	<i>See note below</i>								PKZM0-0,16	200
0.25	0.16 – 0.25	3.5									PKZM0-0,25	200
0.4	0.25 – 0.4	5.6									PKZM0-0,4	200
0.63	0.4 – 0.63	8.8									PKZM0-0,63	220
1	0.63 – 1	14						1/2	1/2	PKZM0-1	240	
1.6	1 – 1.6	22			1/10			3/4	3/4	PKZM0-1,6	240	
2.5	1.6 – 2.5	35		1/8	1/8	1/2	1/2	1	1 1/2	PKZM0-2,5	240	
4	2.5 – 4	56	1/8	1/4	1/2	3/4	3/4	2	3	PKZM0-4	240	
6.3	4 – 6.3	88	1/4	1/2	1/2	1	1 1/2	3	5	PKZM0-6,3	240	
10	6.3 – 10	140	1/2	1	1 1/2	3	3	7 1/2	10	PKZM0-10	290	
12	8 – 12	168	1/2	1 1/2	2	3	3	7 1/2	10	PKZM0-12	290	
16	10 – 16	224	1	2	2	3	5	10	10	PKZM0-16	290	
20	16 – 20	280	1 1/2	3	3	5	5	10	15	PKZM0-20	300	
25	20 – 25	350	1 1/2	3	3	5	7 1/2	15	20	PKZM0-25	340	
32	25 – 32	448	2	3	5	7 1/2	10	20	25	PKZM0-32	480	


**Horsepower ratings shown in the table are for reference only.**  
The final selection of the manual starter depends on the actual motor full load current and service factor on the motor nameplate.  
Overload should be set at motor FLA full load current and is calibrated to 1.15 S.F.  
Specified values to NEC table 430-150.

See page C12 for  
larger manual  
motor controllers 

### Ordering Instructions

- 1 Determine the motor FLA and Service Factor.
- 2 Use the application rating guide on next page.
- 3 Locate the desired manual motor controller.
- 4 See pages C14 – C27 for auxiliaries and accessories.

① All types have adjustable dial for setting motor full load current. Trip current is 125% of set value. For motors with a service factor (SF) of 1.0, set dial to 90% of motor full load current.



**UL/CSA Application Ratings Guide for PKZM0**

Maximum short circuit current RMS symmetrical [kA] when used as . . .

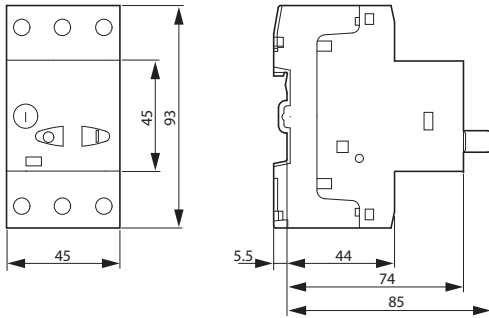
Catalog Number	Manual Motor Starter		Max. Fuse [A]	Max. Circuit Breaker [A]	Manual Controller in Group Installation <sup>①</sup>			Max. Fuse [A]	Max. Circuit Breaker [A]	Suitable for Tap Conductor Protection		Self-Protected Type E Manual Controller <sup>②③</sup>	
	480V	600V			480V	600V	600V +CL <sup>④</sup>			480Y/277V	600Y/347V	480Y/277V	600Y/347V
	PKZM0-0,16	5			5	1	15			50	50	–	600
PKZM0-0,25	5	5	1	15	50	50	–	600	600	42	65	42	65
PKZM0-0,4	5	5	1	15	50	50	–	600	600	42	65	42	65
PKZM0-0,63	5	5	1	15	50	50	–	600	600	42	65	42	65
PKZM0-1	5	5	3	15	50	50	–	600	600	42	65	42	65
PKZM0-1,6	5	5	6	15	50	50	–	600	600	42	65	42	65
PKZM0-2,5	5	5	10	15	50	50	–	600	600	42	65	42	65
PKZM0-4	5	5	15	15	50	50	–	600	600	42	65	42	65
PKZM0-6,3	5	5	25	25	50	50	–	600	600	42	65	42	65
PKZM0-10	5	5	40	40	50	22	50	150	125	42	65	42	65
PKZM0-12	5	5	4 x FLA	60	50	22	50	150	125	42	–	42	–
PKZM0-16	5	5	60	60	50	22	50	150	125	42	–	42	–
PKZM0-20	5	5	80	80	50	10	18	150	125	18	–	18	–
PKZM0-25	5	5	100	100	50	10	18	150	125	18	–	18	–
PKZM0-32	5	5	4 x FLA	100	50	10	18	150	125	18	–	18	–

- ① CSA 22.2 No. 14 / UL 508 for group installation with short circuit protection.
- ② In USA and Canada: Type E requires a line side connector feeder terminal (BK25/3-PKZ0-E see page C15). This terminal is not a requirement for tap conductor protection.  
In Canada only: Type E also requires the handle to be padlockable (AK-PKZ0, SVB-PKZ0, or PKZ0-X(R)H see pages C15, C26).
- ③ According to UL 508, Part IV.
- ④ CL = Current Limiter (CL-PKZ0 - see page C16) ratings apply to manual controller configuration only; cannot be combined with contactor.

**Manual Motor Controller**

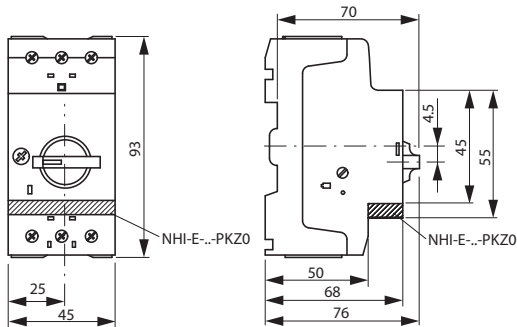
PKZM01...

Dimensions are in millimeters.  
Not intended for manufacturing purposes.



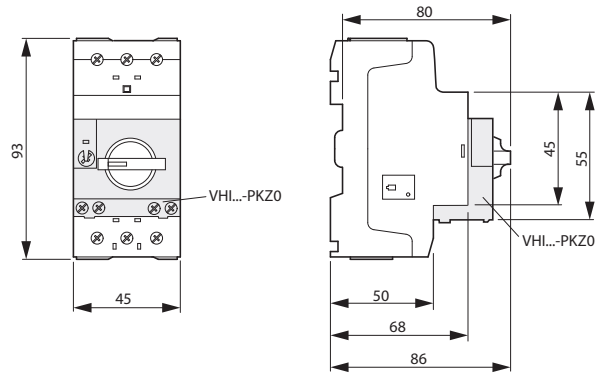
**Manual Motor Controller**

PKZM0...(-T) with Standard Auxiliary Contact NHI-E...-PKZ0



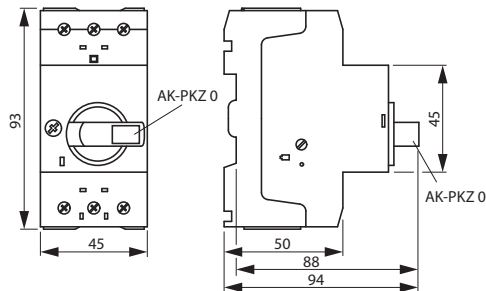
**Manual Motor Controller**

PKZM0...(-T) with Early-make Auxiliary Contact VHI...-PKZ0



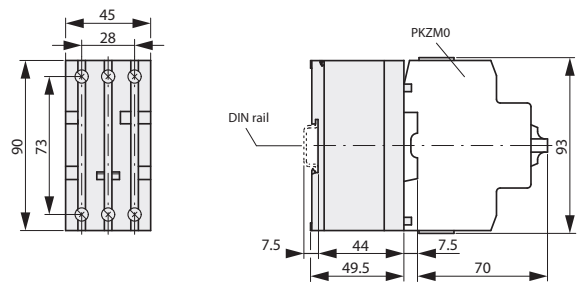
**Manual Motor Controller**

PKZM0...(-T) with Lockable Rotary Handle AK-PKZ0



**Current Limiter**

CL-PKZ0



**Manual Motor Controllers**