

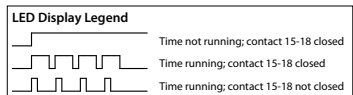
- > Accurate timing control
- > High level of interference voltage resistance
- > Time can be remotely set by a connection to a potentiometer
- > Enormous time range of 0.05 seconds to 100 hours



ETR4 Single Function Electronic Timing Relays

Industrial Relays

Function Diagram	Schematic	Selectable Time Ranges			Actuating Voltage		Catalog Number	Price
		Seconds	Minutes	Hours	DC	AC		
						50/60 Hz		
<p>Star-delta (51)</p>		3 – 60 (fixed range)			24 – 240	24 – 240	ETR4-51-A	
					–	400	ETR4-51-W	
<p>On-delayed (11)</p>		0.05 – 1 0.15 – 3 0.5 – 10 1.5 – 30 5 – 100 15 – 300	1.5 – 30 15 – 300	1.5 – 30 5 – 100	24 – 240	24 – 240	ETR4-11-A	
					–	400	ETR4-11-W	



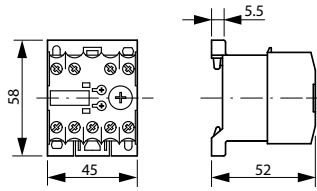
UL/CSA Rating Codes (per UL508 and CSA 22.2 No. 14-95)

UL/CSA Standard	Continuous Amps	Circuit Voltage								VA	
		120VAC		240VAC		480VAC		600VAC		Make	Break
		Make	Break	Make	Break	Make	Break	Make	Break		
B300	5	30	3	15	1.5	–	–	–	–	3600	360

NOTE: This table represents minimum requirements to achieve a rating of B300. All Moeller series timing relays meet or exceed these standards.

Electronic Timing Relays

DILET...

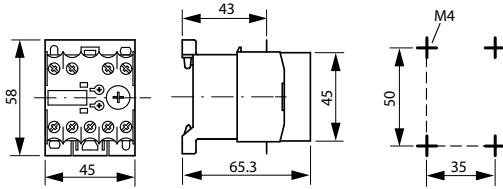


Dimensions are in millimeters.
Not intended for manufacturing purposes.

Industrial Relays

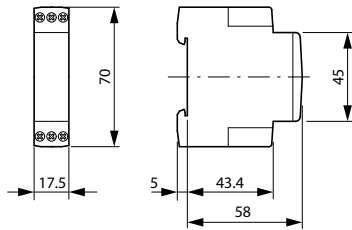
Electronic Timing Relays

DILET... with Sealable Shroud HDILE



Electronic Timing Relays

ETR2...



Electronic Timing Relays

ETR4...

