

- > Wide voltage tolerance +10% to -20% nominal
- > Front mounted coil terminals
- > Four compact frame sizes cover applications to 150A
- > Dual box terminals make wiring safer and easier for cables with uneven cross-sections
- > New plug-in technology provides tool-less connection with other contactors and accessories, saving time and reducing wiring errors



Three-pole Contactors with Electro-magnetic AC Coil (to 150 Amps) ①

UL/CSA General Use [A]	Maximum UL / CSA Horsepower Ratings									Integrated Auxiliary Contacts		Catalog Number	Price
	Single Phase AC			Three Phase AC				DC		NO	NC		
600 V	115 V	200 V	230 V	200 V	230 V	460 V	575 V	125 V	250 V				
20	¼	¾	1	1½	2	3	5	¼	1	1	0	DILM7-10◆ ②	176
										0	1	DILM7-01◆ ②	176
20	½	1	1½	3	3	5	7½	½	1½	1	0	DILM9-10◆ ②	200
										0	1	DILM9-01◆ ②	200
20	1	2	2	3	3	10	10	¾	2	1	0	DILM12-10◆ ②	248
										0	1	DILM12-01◆ ②	248
40	2	2	3	5	5	10	15	2	3	1	0	DILM17-10◆	260
										0	1	DILM17-01◆	260
40	2	3	5	7½	10	15	20	2	5	1	0	DILM25-10◆	350
										0	1	DILM25-01◆	350
40	3	5	5	10	10	20	25	3	5	1	0	DILM32-10◆	440
										0	1	DILM32-01◆	440
55	3	5	7½	10	15	30	40	5	10	0	0	DILM40◆ ③	500
65	3	7½	10	15	20	40	50	7½	15	0	0	DILM50◆ ③	580
80	5	10	15	20	25	50	60	10	20	0	0	DILM65◆ ③	780
125	7½	15	15	25	30	60	75	10	25	0	0	DILM80◆ ③	960
125	7½	15	15	25	40	75	100	10	25	0	0	DILM95◆ ③	1190
155	10	25	25	40	50	100	100	15	30	0	0	DILM115◆ ③④	1640
155	10	25	30	40	60	125	125	15	30	0	0	DILM150◆ ③④	2020

AC Coil Codes - DILM7 – 95 ⑤

Complete catalog number (◆) with...	Voltage Range	
	50Hz	60Hz
(24V60HZ)	–	24V
(110V50HZ,120V60HZ)	110V	120V
(208V60HZ)	–	208V
(190V50HZ,220V60HZ)	190V	220V
(230V50HZ,240V60HZ)	230V	240V
(415V50HZ,480V60HZ)	415V	480V
(600V60HZ)	–	600V

AC Coil Codes - DILM115 – 150 ④

Complete catalog number (◆) with...	Voltage Range
	50/60Hz
(RAC24)	24V
(RAC120)	120V
(RAC240)	190 – 240V
(RAC500)	480V – 500V

Ordering Instructions

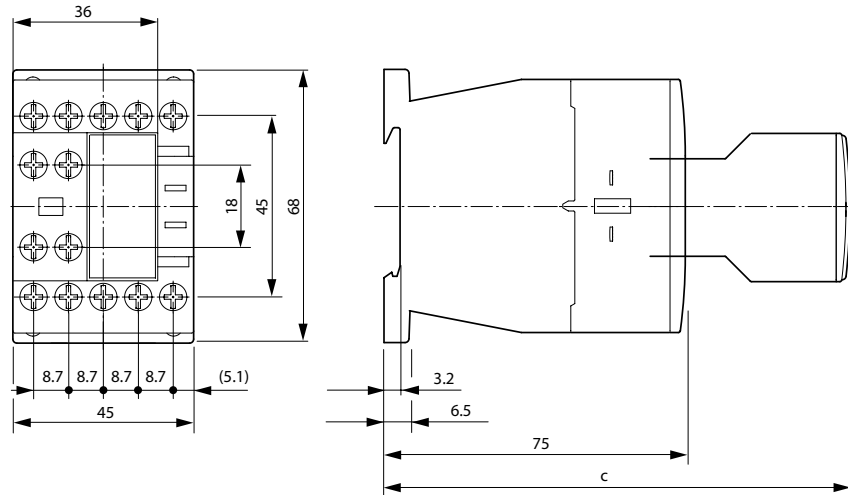
- 1 Locate the desired contactor
- 2 Complete the catalog number with coil code.
- 3 See pages A21 – A37 for auxiliaries and accessories.

- ① Positively guided contacts within all auxiliary contact modules (including any internal auxiliaries). Mirror contacts on all contactors (in relation to internal or external auxiliaries).
- ② Coils not replaceable.
- ③ May combine side mount and front mount auxiliary contact modules. For maximum number of auxiliary contacts see page A24.
- ④ Includes integrated surge suppressor.
- ⑤ Other coil voltages between 24 and 600V AC available by special order. Contact your Moeller representative for information.

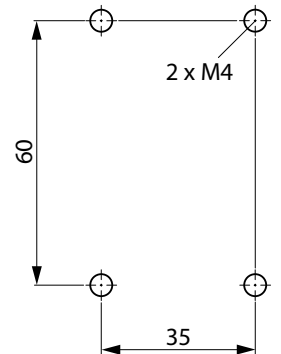
Contactor (low range)

DILM7-...; DILM9-...; DILM12-...

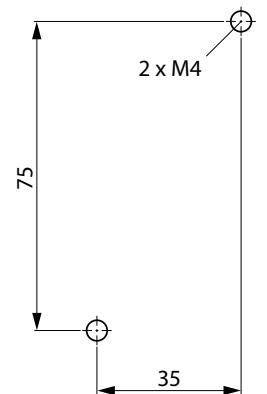
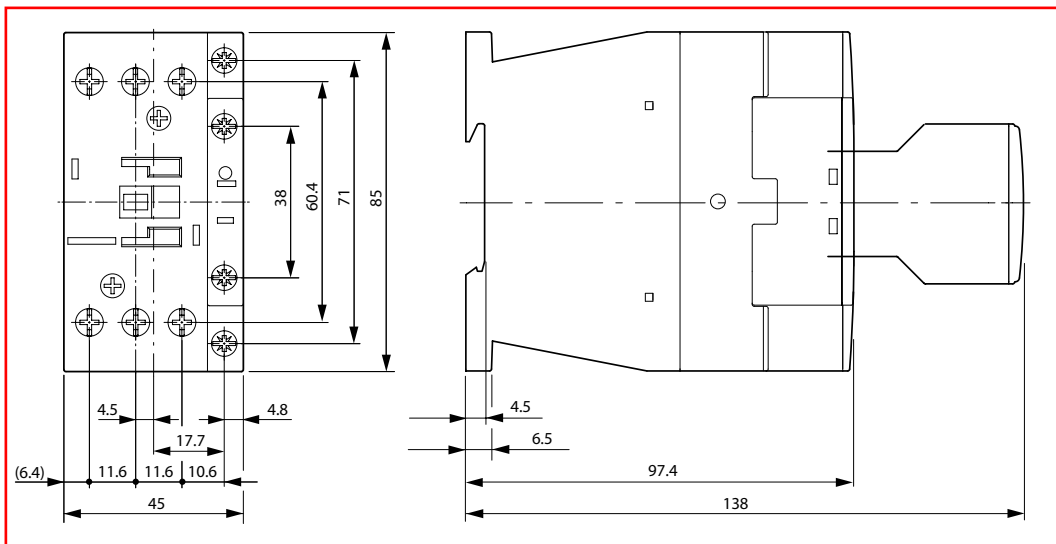
Dimensions are in millimeters.
Not intended for manufacturing purposes.



Auxiliary Contact	c
DILM32-XHI	117
DILA-XHI	117
DILA-XHI...T	125



DILMF8-...; DILMF11-...; DILMF14-...; DILM(F)17-...; DILM(F)25-...; DILM(F)32-...



Sideways distance to grounding parts: 6mm