












**Auxiliary Contact Modules (for DILM40 – DILM1000 Contactors) ①②**

Auxiliary	NO	NC	Schematic	For use with...	Catalog Number	Price
<b>Top Mount - Standard Terminal Markings</b>						
	2	0		DILM40 – 150 DILMP63 – 200	DILM150-XHI20	
	1	1			DILM150-XHI11	
	0	2			DILM150-XHI02	
	4	0			DILM150-XHI40	
	3	1			DILM150-XHI31	
	2	2			DILM150-XHI22	
	1	3			DILM150-XHI13	
	0	4			DILM150-XHI04	
	1 + 1EM ③	1 + 1LB ③			DILM150-XHIV22	
<b>See Accessory Guide on page A34.</b>						

- ① Mechanically linked contacts with DILM40 – DILM65 within the auxiliary contact module.
- ② Mirror contact with DILM40 – DILM65 in combination with auxiliary contact module.
- ③ EM = Early Make.  
LB = Late Break.